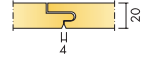




# ECOPHON FOCUS™ F




For applications requiring a ceiling which is mechanically secured to the structural soffit. Ecophon Focus F is installed directly to an existing plaster ceiling, boarding, battens or concrete, creating a ceiling with a smooth appearance. The bevelled edges create a narrow groove between each tile. The tiles are not demountable.

The tiles are manufactured from high density glass wool. The visible surface has an Akutex™ FT coating and the back of the tile is covered with glass tissue. The edges are reinforced and painted. The weight is approximately 2,5 kg/m<sup>2</sup>.


Ecophon recommend Connect screws for a quick and secure installation.



Focus F tile



Section of Focus F system



Focus F system



Focus F is installed by screw fixing

## SYSTEM RANGE

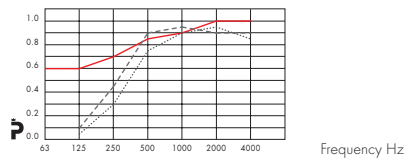
Size, mm	600	1200
	x	x
	600	600
Direct	•	•
Thickness	20	20
Inst. Diagr.	M15	M15

## TECHNICAL PROPERTIES



**ACOUSTIC** Sound Absorption Test results according to EN ISO 354. Classification according to EN ISO 11654, and the single value ratings for NRC and SAA according to ASTM C 423.

$\alpha_p$  Practical sound absorption coefficient



.... Ecophon Focus F 20 mm o.d.s.  
 - Ecophon Focus F 40 mm o.d.s.  
 - Ecophon Focus F 430 mm o.d.s. including 385 mm thermal insulation.  
 o.d.s = overall depth of system

Product	Focus F		
	20	40	430
o.d.s mm			
absorption class	C	C	A
NRC	0,75	-	-
SAA	0,77	-	-
$\alpha_w$			

Sound Insulation Not applicable.

Sound Privacy Not applicable



**ACCESSIBILITY** The tiles are not demountable.



**CLEANABILITY** Daily dusting and vacuum cleaning. Weekly wet wiping.



**VISUAL APPEARANCE** White Frost, nearest NCS colour sample S 0500-N, 85% light reflectance (of which more than 99% is diffuse reflection). Retro reflection coefficient 63 mcd \* m-2lx-1. Gloss < 1.



**INFLUENCE OF CLIMATE** The tiles withstand a permanent ambient RH up to 95% at 30°C without sagging, warping or delaminating (ISO 4611).



**INDOOR CLIMATE** Certified by the Indoor Climate Labelling, recommended by the Swedish Asthma and Allergy Association, and can be used in rooms classified as ISO class 6 according to ISO 14644-1.



**ENVIRONMENTAL INFLUENCE** Granted the Nordic Swan eco-label. Fully recyclable.



**FIRE SAFETY** The glass wool core of the tiles is tested and classified as non-combustible according to prEN ISO 1182. The systems are classified as fire protective covering according to NT FIRE 003. See Technical properties, Fire safety.

Reaction-to-fire classification

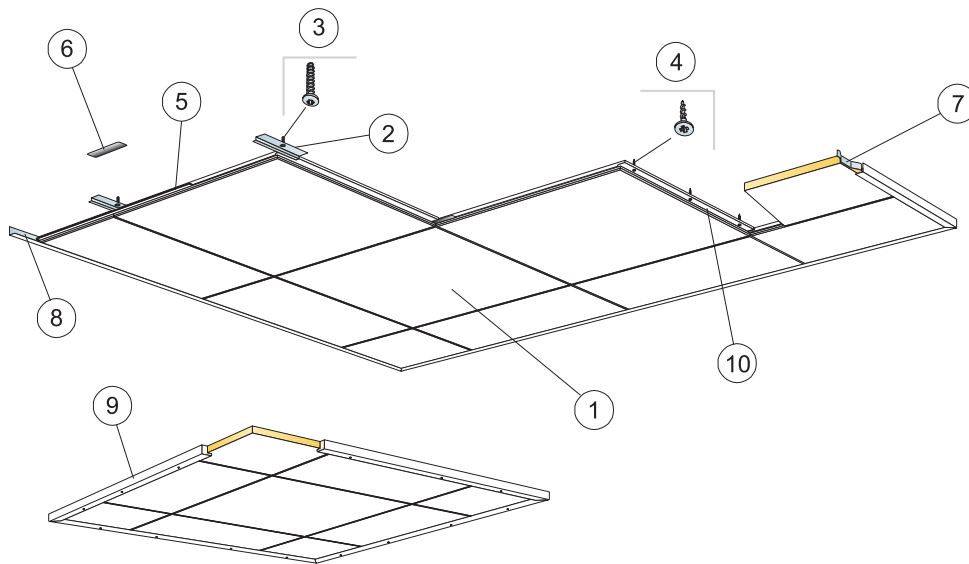
Country	Standard	Class
Europe	EN 13501-1	A2s1,d0



**MECHANICAL PROPERTIES** Additional live load has to be secured to the soffit.



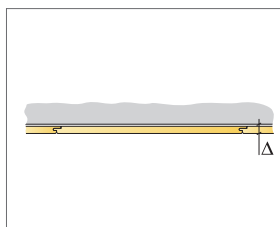
**INSTALLATION** Installed according to system range which includes information regarding minimum overall depth of system.



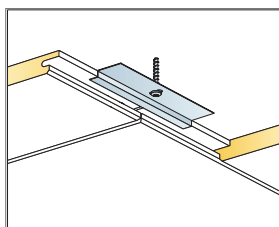
© Ecophon Group

QUANTITY SPECIFICATION (EXCL. WASTAGE)

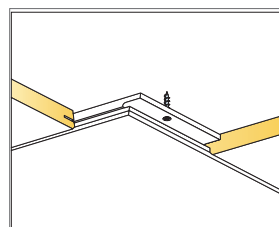
		Size, mm	
		600x600	1200x600
1	Ecophon Focus F	2,8/m <sup>2</sup>	1,4/m <sup>2</sup>
2	Connect Direct fixing plate, installed at 600 mm centres (for use in concrete)	2,8/m <sup>2</sup>	2,8/m <sup>2</sup>
3	Connect Anchor screw, installed at 600 mm centres (for use in concrete)	2,8/m <sup>2</sup>	2,8/m <sup>2</sup>
4	Connect Installation screw MVL, installed at 200 mm centres (for use in plasterboard or timber)	8,3/m <sup>2</sup>	7/m <sup>2</sup>
5	Connect Spline F, L=600 mm. Must be used in Sweden, Denmark, Norway and Finland at fireclass 'Tändskyddande beklädnad'	2,8/m <sup>2</sup>	1,4/m <sup>2</sup>
6	Connect Spline, L=150 mm	2,8/m <sup>2</sup>	1,4/m <sup>2</sup>
7	Connect Wall spring spacer	1 per panel in the last row	2 per panel in the last row
8	Connect Angle trim, fixed at 300 mm centres	as required	as required
9	For use when installing floating ceilings: Connect Wood trim, L=2500 mm, fixed at 500 mm centres	as required	as required
10	Timber installed at 600 mm centres (300 mm if thermal insulation is placed above), with the screw fixings along the timber.	as required	as required
Δ Min. overall depth of system: 20 mm		-	-
δ Min. demounting depth: The system is not demountable		-	-



See Quantity specification



Installation in concrete



Installation in plasterboard or timber

Size, mm	Max live load [N]	Min load bearing capacity [N]
600x600	-	-
1200x600	-	-

Live load/load bearing capacity